



ST4-30-1.00-L-D-P-TR

ST4-20-2.50-L-D-P-TR

ST4-10-1.00-L-D-P-TR

ST4-40-1.00-L-D-P-TR

(0.40 mm) .0158"

ST4 SERIES

ULTRA-FINE PITCH HEADER

SPECIFICATIONS

For complete specifications and recommended PCB layouts see www.samtec.com?ST4

Insulator Material:

Black LCP
Contact Material:
 Phosphor Bronze

Plating:

Au or Sn over
 50 μ" (1.27 μm) Ni
Operating Temp Range:
 -55 °C to +125 °C

Current Rating:

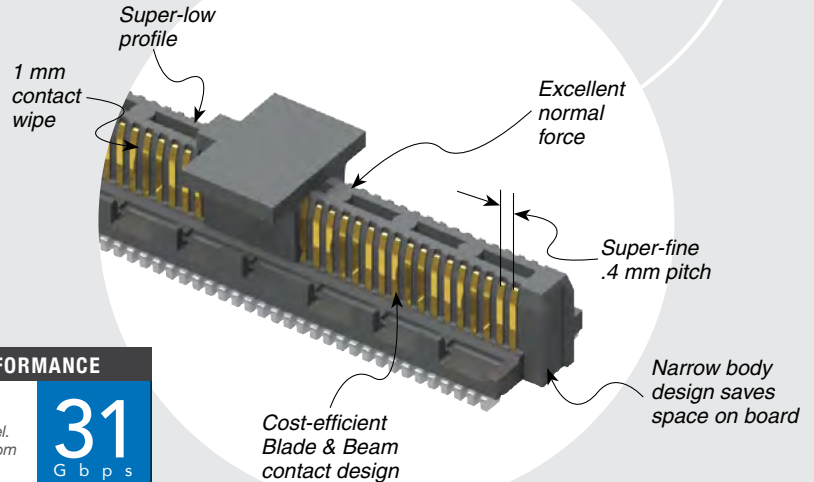
1.6 A per pin
 (1 pin powered per row)

RoHS Compliant:

Yes

Mates with:

SS4



HIGH-SPEED CHANNEL PERFORMANCE

SS4/ST4 @ 4 mm Mated Stack Height

Rating based on Samtec reference channel.
 For full SI performance data visit Samtec.com
 or contact SIG@samtec.com

31
 G b p s

PROCESSING

Lead-Free Solderable:

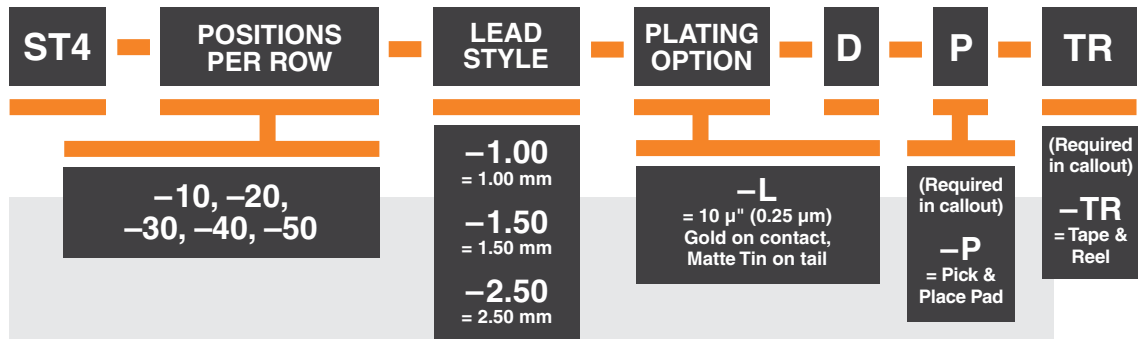
Yes

SMT Lead Coplanarity:

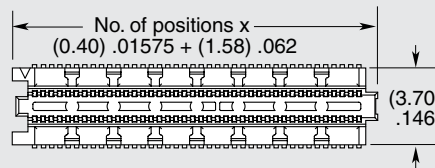
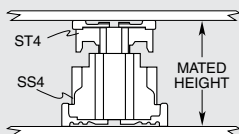
(0.10 mm) .004" max

RECOGNITIONS

For complete scope of recognitions see www.samtec.com/quality



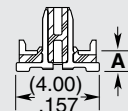
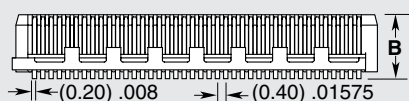
MATED HEIGHT



LEAD STYLE	A	B
-1.00	(1.00) .039	(3.08) .121
-1.50	(1.50) .059	(3.58) .141
-2.50	(2.50) .098	(4.58) .180

ST4 LEAD STYLE	MATED HEIGHT*	
	SS4 LEAD STYLE	
	-3.00	-3.50
-1.00	(4.00) .157	(4.50) .177
-1.50	(4.50) .177	(5.00) .197
-2.50	(5.50) .217	(6.00) .236

*Processing conditions will affect mated height.



Note: Some lengths, styles and options are non-standard, non-returnable.