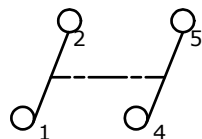
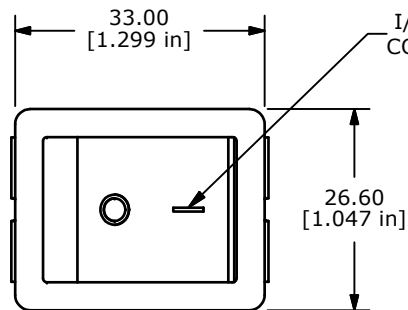


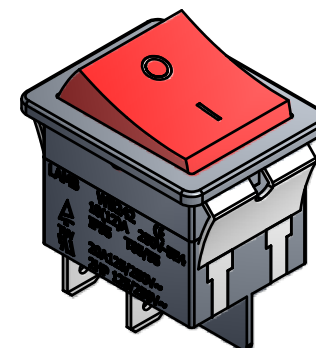
PANEL CUTOUT



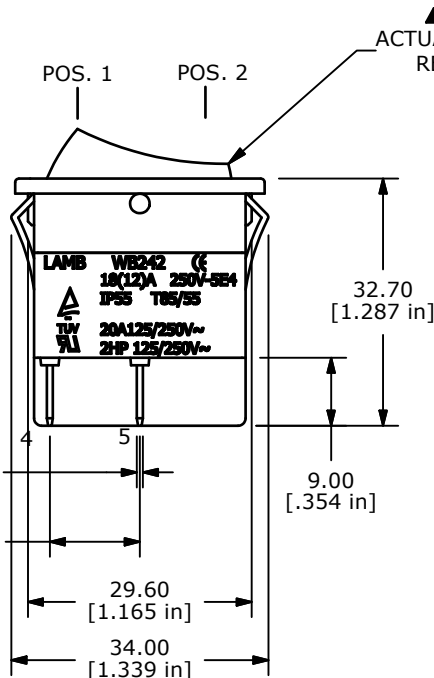
CIRCUIT: DPST



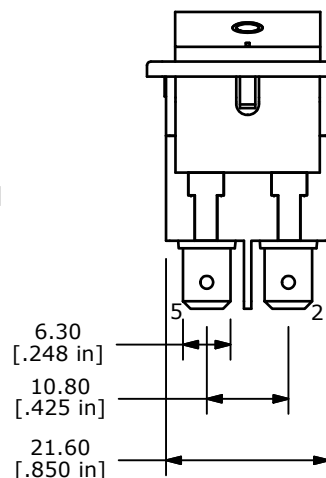
I/O VERTICAL
COLOR: WHITE



SWITCH FUNCTION	
POS. 1	POS. 2
OFF	ON
OPEN	2-1, 5-4



ACTUATOR:
RED



BODY:
BLACK

NOTE:

1. DIMENSIONS IN MM [INCH]
2. GENERAL TOLERANCE: X.X = ± 0.4
X.XX = ± 0.25
3. TERMINAL NUMBERS FOR REF ONLY
4. CONTACT MATERIAL: SILVER PLATED COPPER
5. CONTACT RATINGS: 20A @ 125VAC [cURus]
20A @ 250VAC [cURus]
2HP 125/250VAC
6. CONTACT RESISTANCE: 50mΩ MAX. INITIAL
7. INSULATION RESISTANCE: 500MΩ MIN. @ 500VDC
8. DIELECTRIC STRENGTH: 1,500VAC FOR 1 MINUTE
9. IP RATING: IP55
10. OPERATING TEMPERATURE: -20°C TO 65°C [cURus]
-20°C TO 65°C [TUV]
11. RUBBER SEAL: MVQ
11. ▲ DENOTES CRITICAL PARAMETER
12. 2002/95/EC (ROHS) COMPLIANT



TITLE 34-WB242D1921

A	20475	RELEASE FOR PRODUCTION	02/14/12	BMA
REV	PCR NO	DESCRIPTION	DATE	BY

THE INFORMATION CONTAINED IN THIS DOCUMENT IS PROPRIETARY TO E-SWITCH AND IS NOT TO BE COPIED OR TRANSFERRED

SCALE 1:1	DATE 2/14/2012	DR BMA	DWG 34-WB242D1921	REV A
-----------	----------------	--------	-------------------	-------